

# Virtual Learning Environment(VLE) of SEUSL.

## Introduction:

**VLE**(powered by Moodle) is the online platform for teaching and learning activities. Lectures and students interact with each other via this virtual environment to deliver lectures & to provide all types of course contents (PowerPoint, PDF, Word, Hyperlinks, Video, Audio, etc.) and also it is used for testing activities (Assignment, Quizzes, etc.) .

## VLE User Accounts:

User Accounts with username & password) for all Students have already been created. Without a user account no one can access VLE contents. Your username is your registration number with **dots**[.] instead of **slashes**[/] and Initial password is Seu@your\_NIC.

Eg: Username: **seu.es.19.at.001**

Password: **Seu@912345678V** [**\*\*S,V-Capital** ](Or **Seu@123456789012** - new format)

Usernames cannot be changed by students, but password can be changed by any user. you are responsible for all activities carried out by using your account.

## Login:

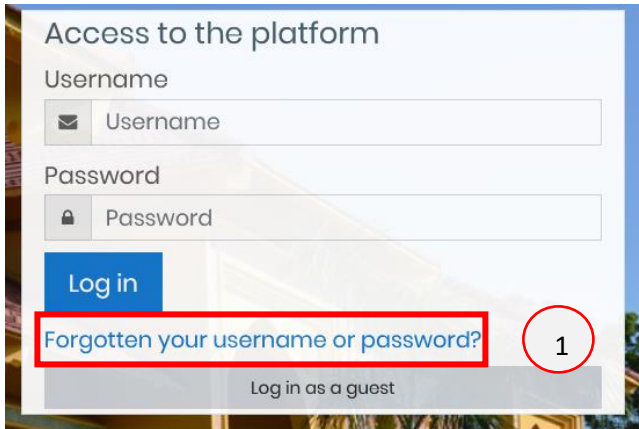
Go to <https://cedpl.seu.ac.lk> & click on **login** (You can also use Moodle mobile App to access VLE) Type your username & password correctly. Then click on **Log in** button

This image shows the main login form of the VLE-CEDPL::SEUSL. At the top, there is a header with the SEUSL logo and the text 'Virtual Learning Environment SEUSL'. Below the header, there are two input fields for username and password. The username field contains 'seu.es.15.mg.000'. The password field is masked with dots. Below the password field, there is a checkbox labeled 'Remember username'. To the right of the input fields, there is a link 'Forgotten your username or password?'. Below the input fields, there is a large blue 'Log in' button. To the right of the 'Log in' button, there is a message 'Cookies must be enabled in your browser' with a question mark icon. Below this message, there is a link 'Some courses may allow guest access'. At the bottom right, there is a grey button labeled 'Log in as a guest'.

## Forgotten password

After the first login go to your profile(see below) and make sure your **email is correct**. In case if you forgotten your password, you can reset by yourself (only if you have a correct working email) and . **We will not entertain any password reset request.**

Click on the [Forgotten your username or password?](#) in login page to reset password.



Access to the platform

Username

Username

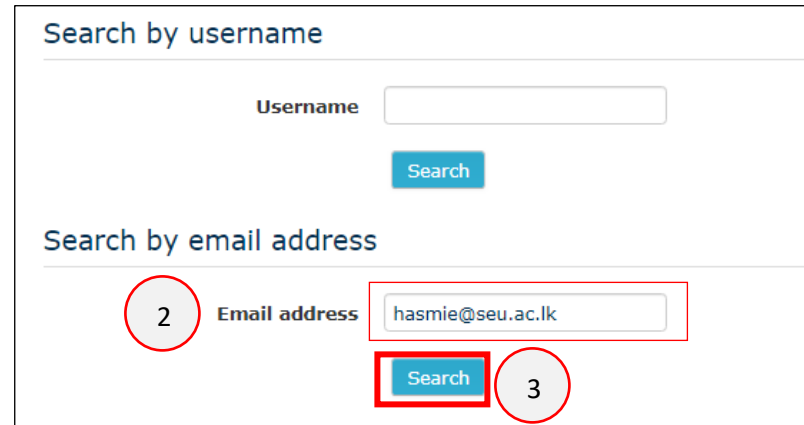
Password

Password

Log in

**Forgotten your username or password?** (1)

Log in as a guest



Search by username

Username

Search

Search by email address

**2** Email address **hasmie@seu.ac.lk**

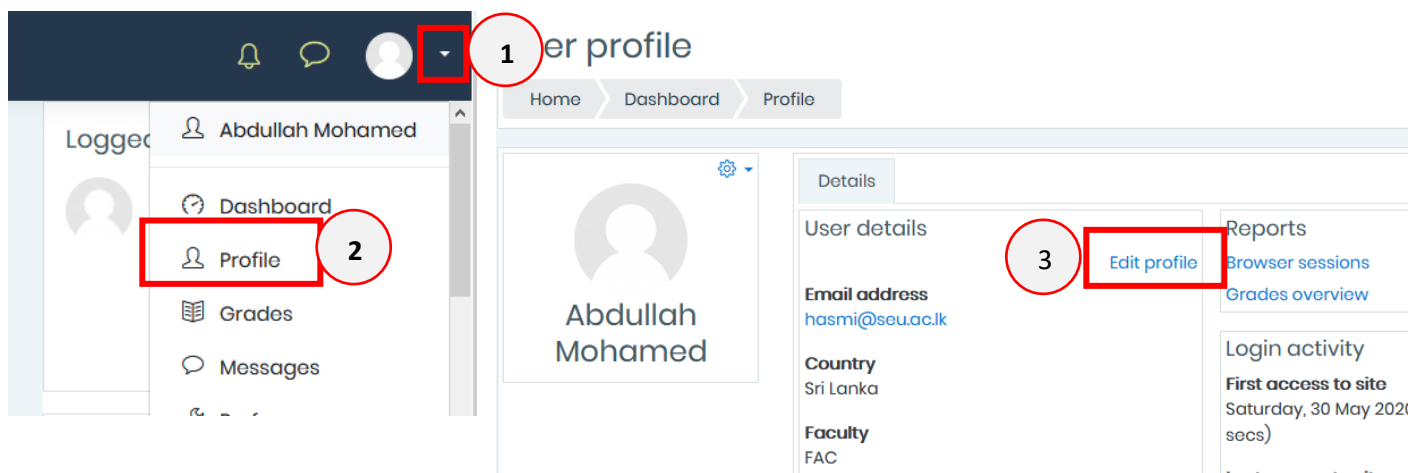
**Search** (3)

In the following screen, type your username or email then click on **search** button.

If your email already registered with VLE, you will receive an email containing instructions and a link to reset password

## Edit Profile

After login to the VLE, you would be able to modify your profile. Make sure your profile is correct with a **valid email**. To edit you profile, Click on the arrow near your name in the top right corner and then click on **profile**. Then click on **Edit profile** and type correct information.



User profile

1

Logged in as Abdullah Mohamed

Dashboard

**Profile** (2)

Grades

Messages

Details

User details

Email address **hasmi@seu.ac.lk**

Country Sri Lanka

Faculty FAC

**3** **Edit profile**

Reports

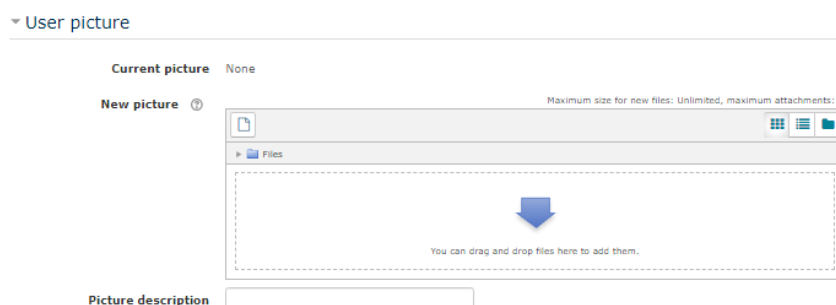
Browser sessions

Grades overview

Login activity

First access to site Saturday, 30 May 2021 (secs)

To upload a profile picture, drag your picture file and drop on the dotted rectangle



▼ User picture

Current picture None

New picture ⓘ

Maximum size for new files: Unlimited, maximum attachments: 1

Files

You can drag and drop files here to add them.

Picture description

# Change Password

Password can be changed by the user at any time. To change the password, Click on the arrow near your profile picture (top right corner), then click on **Preferences** and then click on **Change password**

## Change password

Username hasmi.ajm

To make sure everyone having a strong password following rules should be applied when selecting a password.

The password must have at least 8 characters, at least 1 digit(s), at least 1 lower case letter(s), at least 1 upper case letter(s), at least 1 non-alphanumeric character(s) such as as \*, -, or #

1

Current password ⓘ

.....

2

New password ⓘ

.....

3

New password (again) ⓘ

.....

There are required fields in this form marked ⓘ

4

Save changes

Cancel